

**Alternative School Administration Study (ASAS) Time Task Analysis**

**9/07 Sample 1 (Elementary School)**

<b>Management Black/Instruction Blue</b>	<b>Code</b>	<b>Count</b>	<b>% of Time</b>	<b>Day 1</b>	<b>114</b>	<b>Day 2</b>	<b>114</b>	<b>Day 3</b>	<b>115</b>	<b>Day 4</b>	<b>99</b>	<b>Day 5</b>	<b>105</b>
Student Supervision	1A	76	11.8%	18	16%	11	10%	16	14%	15	15%	16	15%
Student Discipline	1B	35	5.4%	4	4%	9	8%	16	14%	1	1%	5	5%
Employee Supervision	1C	47	7.3%	13	11%	11	10%	8	7%	5	5%	10	10%
Employee Discipline	1D	0	0.0%	0	0%	0	0%	0	0%	0	0%	0	0%
Office Work Prep	1E	100	15.5%	15	13%	34	30%	15	13%	24	24%	12	11%
Building management	1F	30	4.6%	5	4%	10	9%	6	5%	7	7%	2	2%
Parents / Guardians	1G	23	3.6%	3	3%	1	1%	10	9%	2	2%	7	7%
Decision Making Committees, groups, meetings	1H	2	0.3%	1	1%	0	0%	0	0%	0	0%	1	1%
District: meetings, Supervisors	1I	16	2.5%	3	3%	1	1%	5	4%	0	0%	7	7%
External: Officials, others	1J	3	0.5%	0	0%	0	0%	3	3%	0	0%	0	0%
Celebration	1K	19	2.9%	9	8%	0	0%	3	3%	2	2%	5	5%
Student Supervision	2A	33	5.1%	10	9%	16	14%	6	5%	1	1%	0	0%
Work with students	2B	55	8.5%	9	8%	8	7%	10	9%	12	12%	16	15%
Employee Supervision	2C	1	0.2%	0	0%	0	0%	1	1%	0	0%	0	0%
Office Work/ Prep	2D	1	0.2%	1	1%	0	0%	0	0%	0	0%	0	0%
Observation, walk through	2E	35	5.4%	0	0%	6	5%	3	3%	8	8%	18	17%
Feedback to teacher	2F	0	0.0%	0	0%	0	0%	0	0%	0	0%	0	0%
Parents / guardians	2G	0	0.0%	0	0%	0	0%	0	0%	0	0%	0	0%
Decision Making Committees, groups, meetings	2H	17	2.6%	9	8%	0	0%	8	7%	0	0%	0	0%
District: Meetings, supervision	2I	12	1.9%	6	5%	0	0%	0	0%	6	6%	0	0%
External: Officials, others	2J	1	0.2%	0	0%	1	1%	0	0%	0	0%	0	0%
Teaching / Modeling	2K	3	0.5%	1	1%	0	0%	2	2%	0	0%	0	0%
Professional Development	2L	0	0.0%	0	0%	0	0%	0	0%	0	0%	0	0%
Planning, Curriculum, assessment	2M	21	3.3%	3	3%	2	2%	0	0%	14	14%	2	2%
Celebration	2N	0	0.0%	0	0%	0	0%	0	0%	0	0%	0	0%
Personal	3	17	2.6%	4	4%	4	4%	3	3%	2	2%	4	4%

<b>Hours in School</b>	45.58	
<b>Management</b>	29.25	64.2%
<b>Instruction</b>	14.92	32.7%
<b>Personal</b>	1.42	3.1%
<b>Non Instruction</b>	30.67	67.3%
<b>Instruction</b>	14.92	32.7%

9.50	20.8%	9.50	20.8%	9.58	21.0%	8.25	18.1%	8.75	19.2%
5.92	62.3%	6.42	67.5%	6.83	71.3%	4.67	56.6%	5.42	61.9%
3.25	34.2%	2.75	28.9%	2.50	26.1%	3.42	41.4%	3.00	34.3%
0.33	3.5%	0.33	3.5%	0.25	2.6%	0.17	2.0%	0.33	3.8%
6.25	65.8%	6.75	71.1%	7.08	73.9%	4.83	58.6%	5.75	65.7%
3.25	34.2%	2.75	28.9%	2.50	26.1%	3.42	41.4%	3.00	34.3%

**Alternative School Administration Study (ASAS) Time Task Analysis**

**9/07 Sample 2 (Middle School)**

<b>Management Black/Instruction Blue</b>	<b>Code</b>	<b>Count</b>	<b>% of Time</b>	<b>Day 1</b>	<b>139</b>	<b>Day 2</b>	<b>83</b>	<b>Day 3</b>	<b>114</b>	<b>Day 4</b>	<b>75</b>	<b>Day 5</b>	<b>111</b>
Student Supervision	1A	21	3.3%	9	6%	6	7%	4	4%	1	1%	1	1%
Student Discipline	1B	14	2.2%	1	1%	6	7%	0	0%	6	8%	1	1%
Employee Supervision	1C	104	16.1%	24	17%	19	23%	17	15%	15	20%	29	26%
Employee Discipline	1D	14	2.2%	0	0%	0	0%	14	12%	0	0%	0	0%
Office Work Prep	1E	112	17.3%	30	22%	14	17%	22	19%	20	27%	26	23%
Building management	1F	52	8.0%	24	17%	6	7%	16	14%	4	5%	2	2%
Parents / Guardians	1G	19	2.9%	11	8%	0	0%	1	1%	4	5%	3	3%
Decision Making Committees, groups, meetings	1H	21	3.3%	6	4%	6	7%	9	8%	0	0%	0	0%
District: meetings, Supervisors	1I	25	3.9%	3	2%	1	1%	9	8%	4	5%	8	7%
External: Officials, others	1J	17	2.6%	0	0%	2	2%	5	4%	2	3%	8	7%
Celebration	1K	2	0.3%	0	0%	0	0%	1	1%	1	1%	0	0%
Student Supervision	2A	4	0.6%	0	0%	2	2%	2	2%	0	0%	0	0%
Work with students	2B	6	0.9%	0	0%	0	0%	4	4%	1	1%	1	1%
Employee Supervision	2C	6	0.9%	1	1%	1	1%	0	0%	2	3%	2	2%
Office Work/ Prep	2D	0	0.0%	0	0%	0	0%	0	0%	0	0%	0	0%
Observation, walk through	2E	42	6.5%	12	9%	12	14%	4	4%	7	9%	7	6%
Feedback to teacher	2F	12	1.9%	8	6%	1	1%	0	0%	1	1%	2	2%
Parents / guardians	2G	7	1.1%	1	1%	0	0%	0	0%	2	3%	4	4%
Decision Making Committees, groups, meetings	2H	17	2.6%	0	0%	4	5%	0	0%	0	0%	13	12%
District: Meetings, supervision	2I	1	0.2%	0	0%	1	1%	0	0%	0	0%	0	0%
External: Officials, others	2J	0	0.0%	0	0%	0	0%	0	0%	0	0%	0	0%
Teaching / Modeling	2K	0	0.0%	0	0%	0	0%	0	0%	0	0%	0	0%
Professional Development	2L	0	0.0%	0	0%	0	0%	0	0%	0	0%	0	0%
Planning, Curriculum, assessment	2M	10	1.5%	3	2%	0	0%	1	1%	3	4%	3	3%
Celebration	2N	0	0.0%	0	0%	0	0%	0	0%	0	0%	0	0%
Personal	3	16	2.5%	6	4%	2	2%	5	4%	2	3%	1	1%

<b>Hours in School</b>	43.50	
<b>Management</b>	33.42	76.8%
<b>Instruction</b>	8.75	20.1%
<b>Personal</b>	1.33	3.1%
<b>Non Instruction</b>	34.75	79.9%
<b>Instruction</b>	8.75	20.1%

11.58	26.6%	6.92	15.9%	9.50	21.8%	6.25	14.4%	9.25	21.3%
9.00	77.7%	5.00	72.3%	8.17	86.0%	4.75	76.0%	6.50	70.3%
2.08	18.0%	1.75	25.3%	0.92	9.6%	1.33	21.3%	2.67	28.8%
0.50	4.3%	0.17	2.4%	0.42	4.4%	0.17	2.7%	0.08	0.9%
9.50	82.0%	5.17	74.7%	8.58	90.4%	4.92	78.7%	6.58	71.2%
2.08	18.0%	1.75	25.3%	0.92	9.6%	1.33	21.3%	2.67	28.8%

Alternative School Administration Study (ASAS) Time Task Analysis

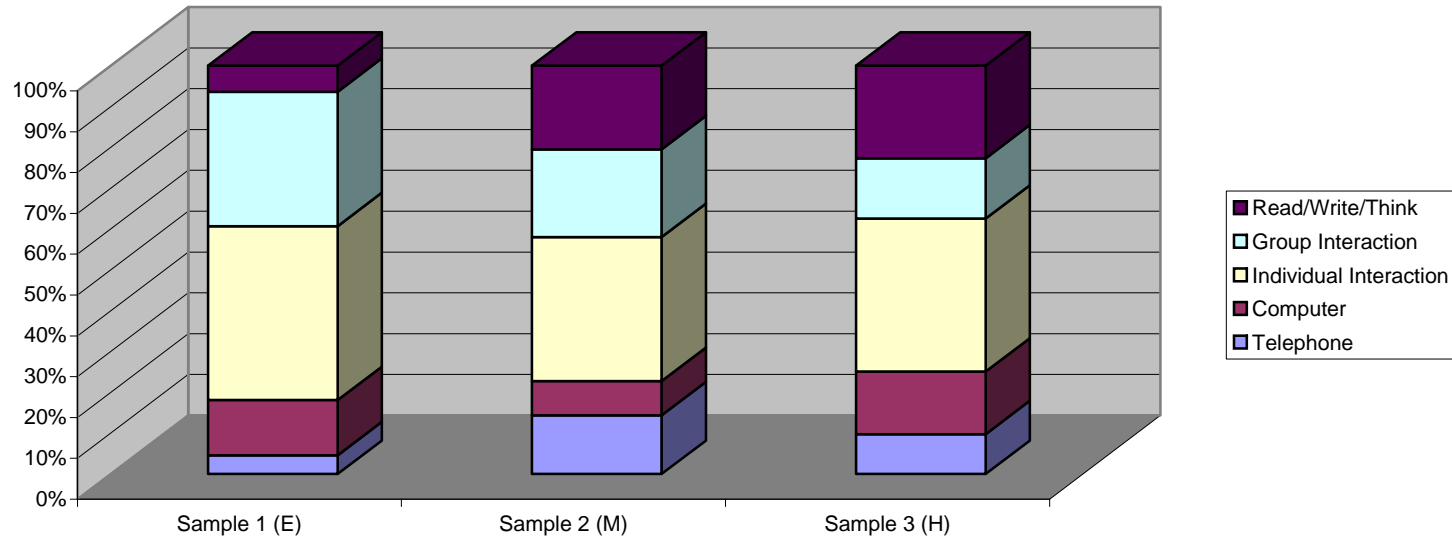
9/07 Sample 3 (High School)

Management Black/Instruction Blue	Code	Count	% of Time	Day 1	82	Day 2	49	Day 3	104	Day 4	95	Day 5	9
Student Supervision	1A	26	4.0%	5	6%	3	6%	7	7%	11	12%	0	0%
Student Discipline	1B	10	1.5%	1	1%	1	2%	0	0%	7	7%	1	11%
Employee Supervision	1C	77	11.9%	18	22%	23	47%	23	22%	10	11%	3	33%
Employee Discipline	1D	0	0.0%	0	0%	0	0%	0	0%	0	0%	0	0%
Office Work Prep	1E	104	16.1%	26	32%	12	24%	31	30%	30	32%	5	56%
Building management	1F	6	0.9%	0	0%	1	2%	1	1%	4	4%	0	0%
Parents / Guardians	1G	16	2.5%	6	7%	0	0%	7	7%	3	3%	0	0%
Decision Making Committees, groups, meetings	1H	4	0.6%	0	0%	0	0%	4	4%	0	0%	0	0%
District: meetings, Supervisors	1I	10	1.5%	1	1%	5	10%	4	4%	0	0%	0	0%
External: Officials, others	1J	14	2.2%	5	6%	1	2%	1	1%	7	7%	0	0%
Celebration	1K	1	0.2%	1	1%	0	0%	0	0%	0	0%	0	0%
Student Supervision	2A	2	0.3%	0	0%	0	0%	1	1%	1	1%	0	0%
Work with students	2B	3	0.5%	0	0%	1	2%	2	2%	0	0%	0	0%
Employee Supervision	2C	2	0.3%	1	1%	0	0%	0	0%	1	1%	0	0%
Office Work/ Prep	2D	1	0.2%	1	1%	0	0%	0	0%	0	0%	0	0%
Observation, walk through	2E	21	3.3%	4	5%	2	4%	15	14%	0	0%	0	0%
Feedback to teacher	2F	0	0.0%	0	0%	0	0%	0	0%	0	0%	0	0%
Parents / guardians	2G	9	1.4%	8	10%	0	0%	1	1%	0	0%	0	0%
Decision Making Committees, groups, meetings	2H	0	0.0%	0	0%	0	0%	0	0%	0	0%	0	0%
District: Meetings, supervision	2I	14	2.2%	0	0%	0	0%	0	0%	14	15%	0	0%
External: Officials, others	2J	1	0.2%	0	0%	0	0%	0	0%	1	1%	0	0%
Teaching / Modeling	2K	0	0.0%	0	0%	0	0%	0	0%	0	0%	0	0%
Professional Development	2L	0	0.0%	0	0%	0	0%	0	0%	0	0%	0	0%
Planning, Curriculum, assessment	2M	0	0.0%	0	0%	0	0%	0	0%	0	0%	0	0%
Celebration	2N	2	0.3%	1	1%	0	0%	1	1%	0	0%	0	0%
Personal	3	16	2.5%	4	5%	0	0%	6	6%	6	6%	0	0%

<b>Hours in School</b>	28.25	
<b>Management</b>	22.33	79.1%
<b>Instruction</b>	4.58	16.2%
<b>Personal</b>	1.33	4.7%
<b>Non Instruction</b>	23.67	83.8%
<b>Instruction</b>	4.58	16.2%

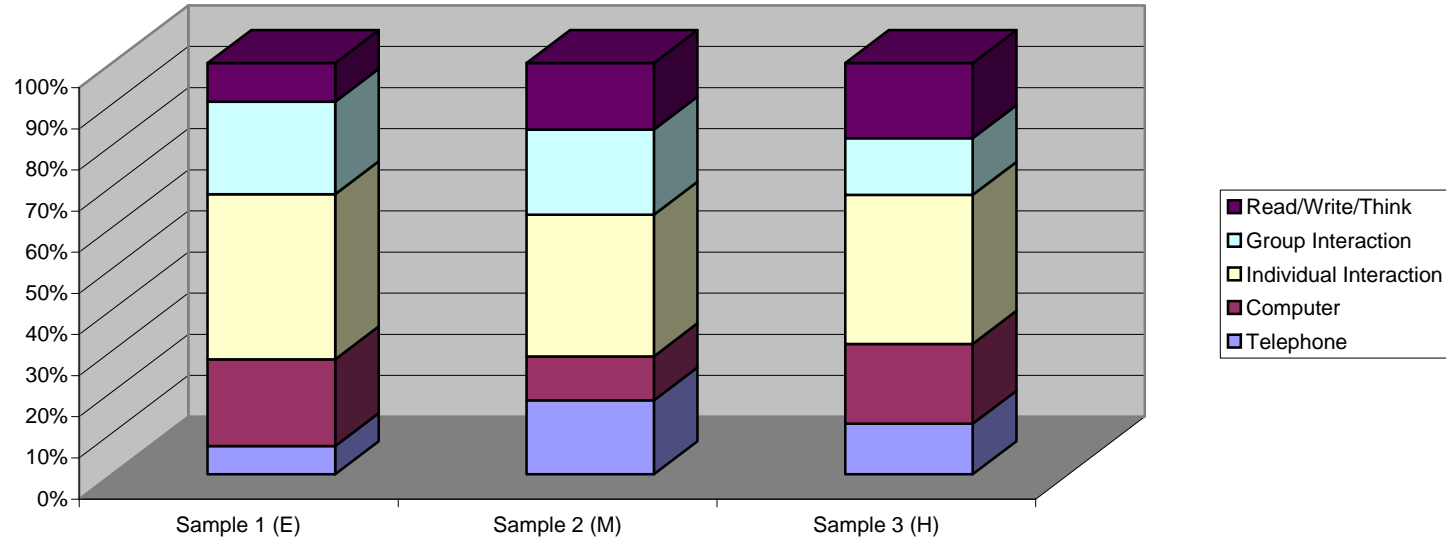
6.83	24.2%	4.08	14.5%	8.67	30.7%	7.92	28.0%	0.75	2.7%
5.25	76.8%	3.83	93.9%	6.50	75.0%	6.00	75.8%	0.75	100.0%
1.25	18.3%	0.25	6.1%	1.67	19.2%	1.42	17.9%	0.00	0.0%
0.33	4.9%	0.00	0.0%	0.50	5.8%	0.50	6.3%	0.00	0.0%
5.58	81.7%	3.83	93.9%	7.00	80.8%	6.50	82.1%	0.75	100.0%
1.25	18.3%	0.25	6.1%	1.67	19.2%	1.42	17.9%	0.00	0.0%

### 9/07 Sample Interaction Results



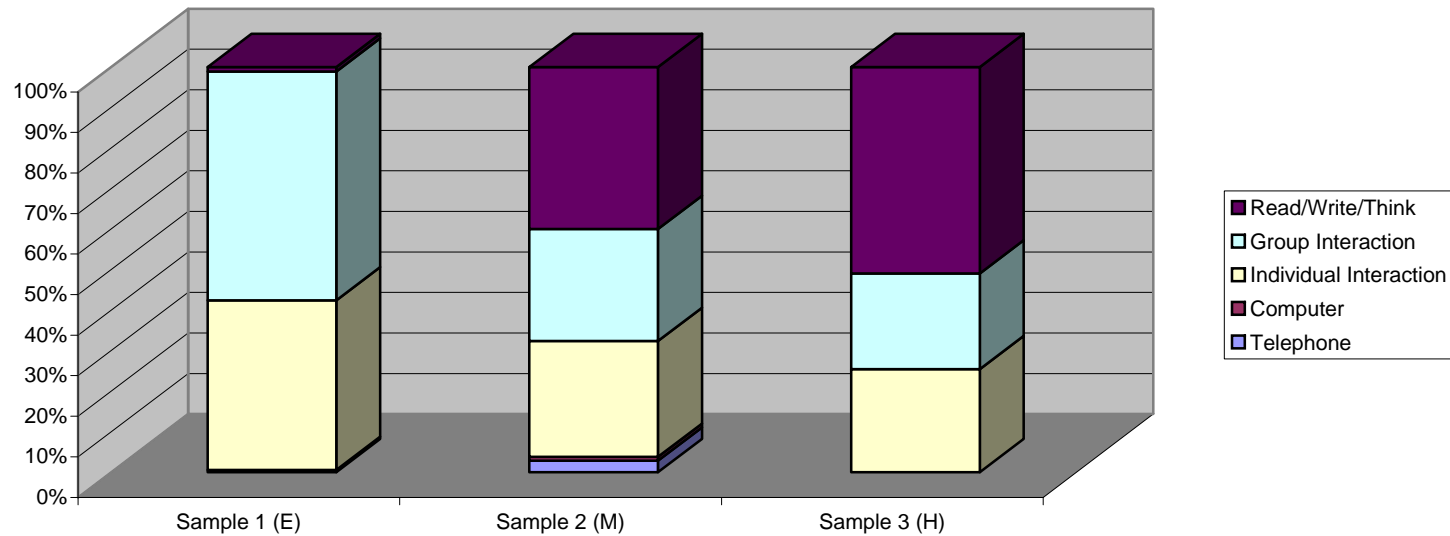
	Telephone	Computer	Individual Interaction	Group Interaction	Read/Write/Think
Sample 1 (E)	4.6%	13.5%	42.6%	32.9%	6.4%
Sample 2 (M)	14.4%	8.4%	35.2%	21.5%	20.5%
Sample 3 (H)	9.7%	15.3%	37.5%	14.7%	22.7%

### 9/07 Sample Management Interaction Results



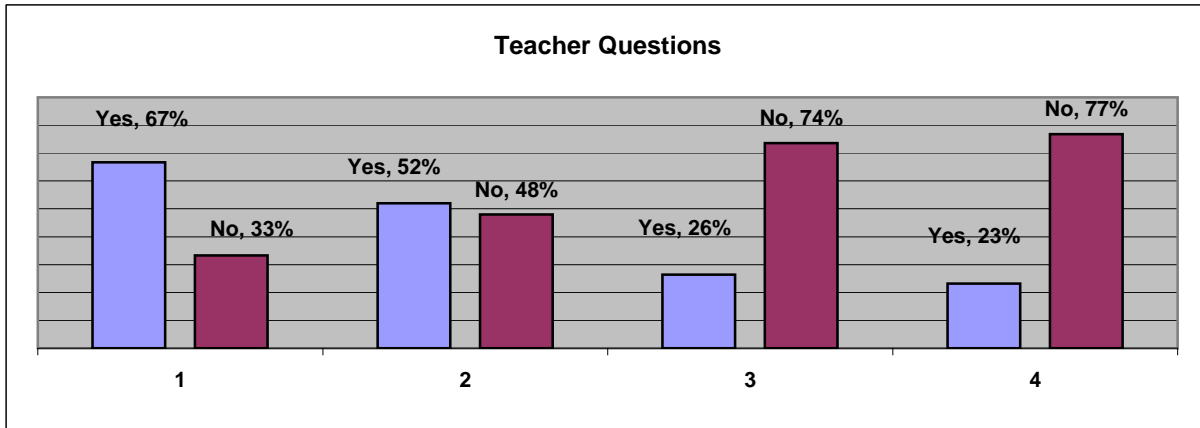
	Telephone	Computer	Individual Interaction	Group Interaction	Read/Write/Think
Sample 1 (E)	6.8%	21.1%	40.2%	22.5%	9.4%
Sample 2 (M)	18.0%	10.7%	34.4%	20.7%	16.2%
Sample 3 (H)	12.3%	19.4%	36.2%	13.8%	18.3%

### 9/07 Sample Instructional Interaction Results

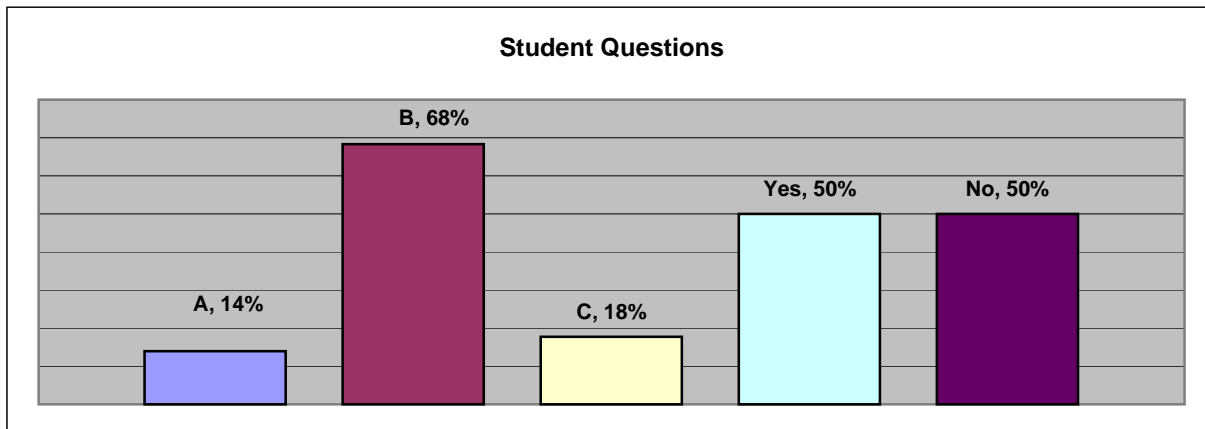


	Telephone	Computer	Individual Interaction	Group Interaction	Read/Write/Think
Sample 1 (E)	0.6%	0.0%	41.9%	56.4%	1.1%
Sample 2 (M)	2.9%	1.0%	28.6%	27.6%	40.0%
Sample 3 (H)	0.0%	0.0%	25.5%	23.6%	50.9%

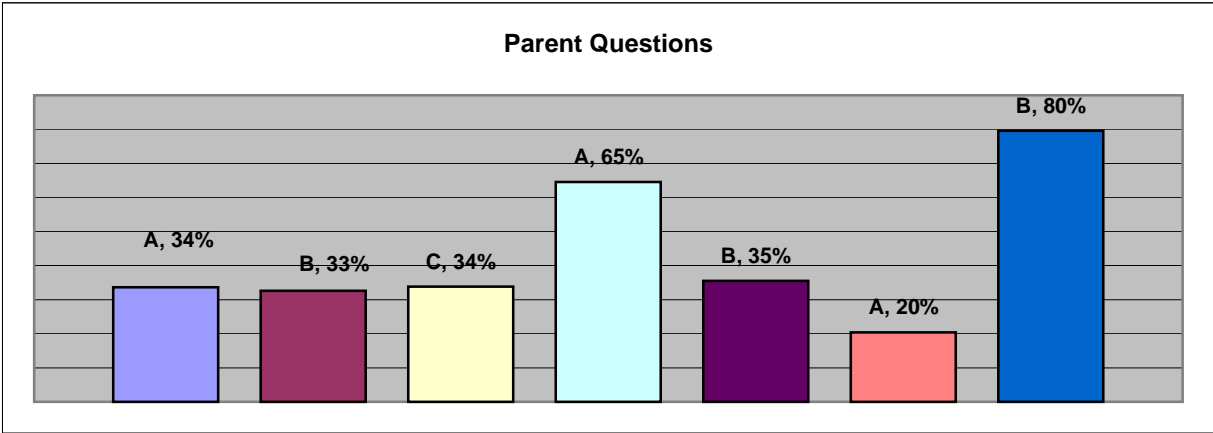
# Composite - All 3 Sample Schools



Teacher	103	
1) Did your principal observe you teaching at any time in the last seven school days?	Yes	No
	67%	33%
2) Did you receive any kind of instructional/curricular feedback from your principal in the last seven school days?	Yes	No
	52%	48%
3) Did you discuss a lesson with your principal at any time in the last seven school days?	Yes	No
	26%	74%
4) Has your principal assisted with a lesson, planning, delivery, or analysis in the last seven school days?	Yes	No
	23%	77%



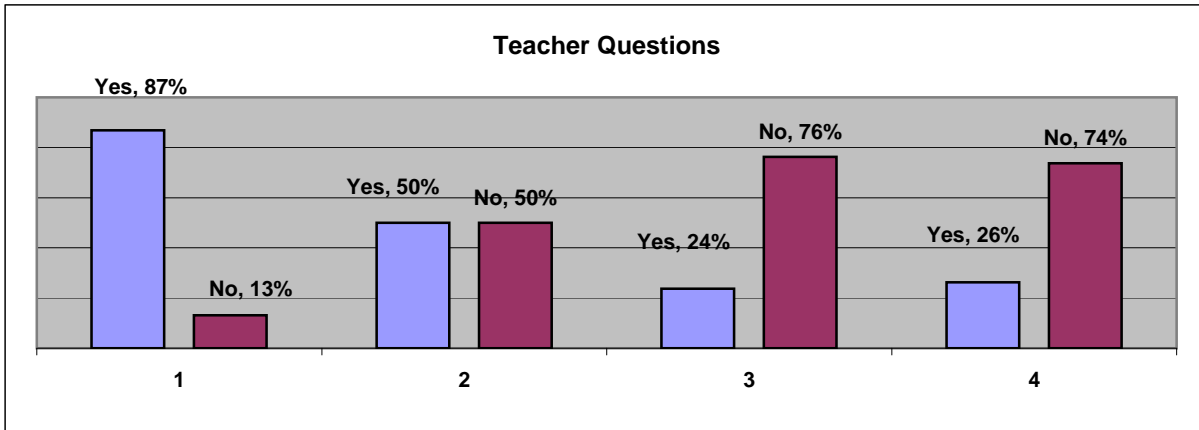
Student	62		
	A (Instruction/Learning)	B (Discipline/Student Safety)	C (Other)
1) What do you consider the main role of the principal?	14%	68%	18%
2) Have you ever had a conversation with your principal?	Yes	No	
	50%	50%	



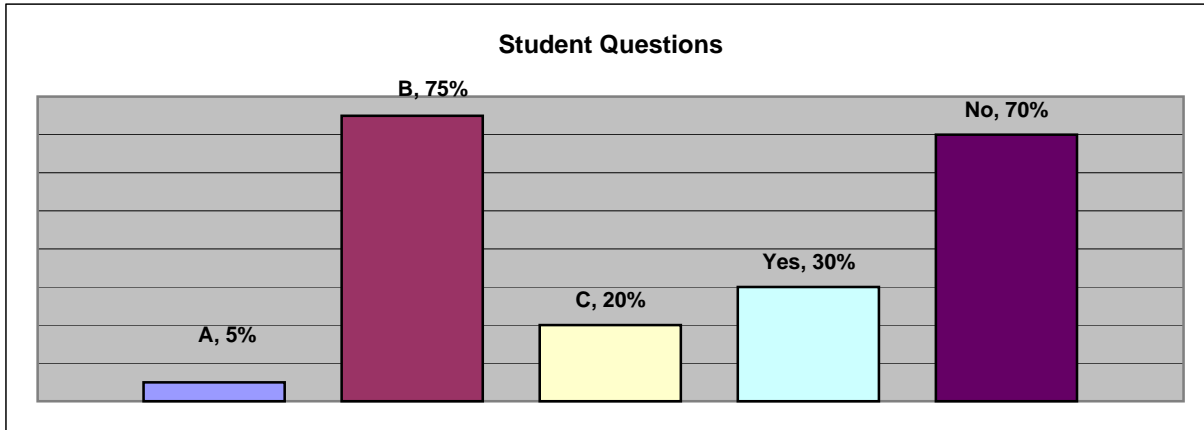
Parent	59		
	A (Instruction/Learning)	B (Discipline/Student Safety)	C (Other)
1) What do you consider the main job of the principal?	34%	33%	34%
2) Have you ever had a discussion with your principal?	<b>Yes</b>	<b>No</b>	
	65%	35%	
3) Are you familiar with the SAM model used at your school?	<b>Yes</b>	<b>No</b>	
	20%	80%	



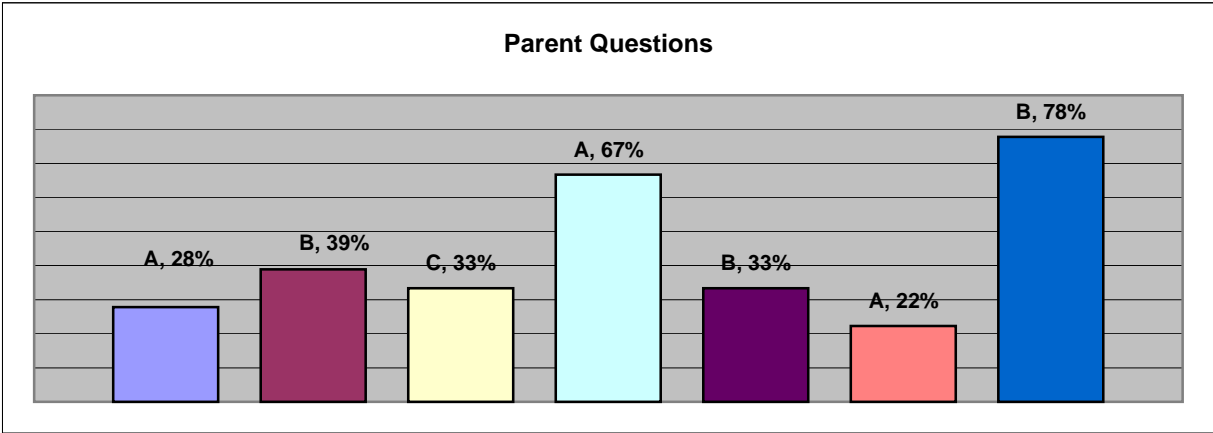
# Sample 1 (Elementary School)



Teacher	38	
1) Did your principal observe you teaching at any time in the last seven school days?	Yes	No
	87%	13%
2) Did you receive any kind of instructional/curricular feedback from your principal in the last seven school days?	Yes	No
	50%	50%
3) Did you discuss a lesson with your principal at any time in the last seven school days?	Yes	No
	24%	76%
4) Has your principal assisted with a lesson, planning, delivery, or analysis in the last seven school days?	Yes	No
	26%	74%

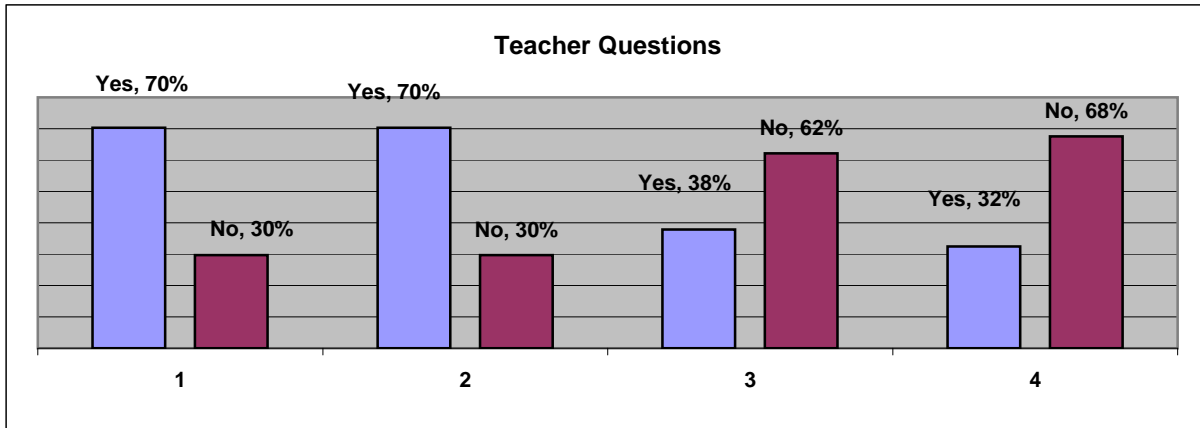


Student	20		
1) What do you consider the main role of the principal?	A (Instruction/Learning)	B (Discipline/Student Safety)	C (Other)
	5%	75%	20%
2) Have you ever had a conversation with your principal?	Yes	No	
	30%	70%	

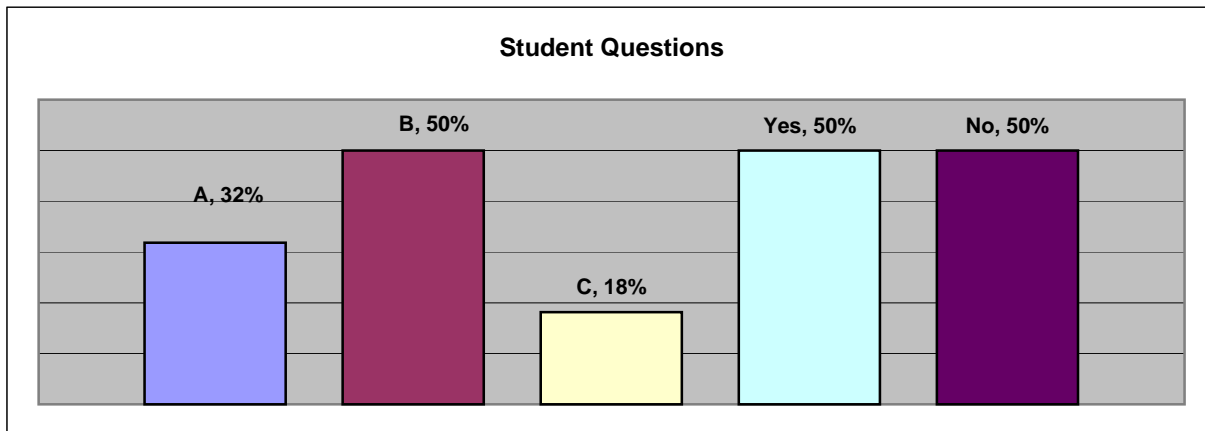


Parent	18		
	A (Instruction/Learning)	B (Discipline/Student Safety)	C (Other)
1) What do you consider the main job of the principal?	28%	39%	33%
2) Have you ever had a discussion with your principal?	<b>Yes</b>	<b>No</b>	
	67%	33%	
3) Are you familiar with the SAM model used at your school?	<b>Yes</b>	<b>No</b>	
	22%	78%	

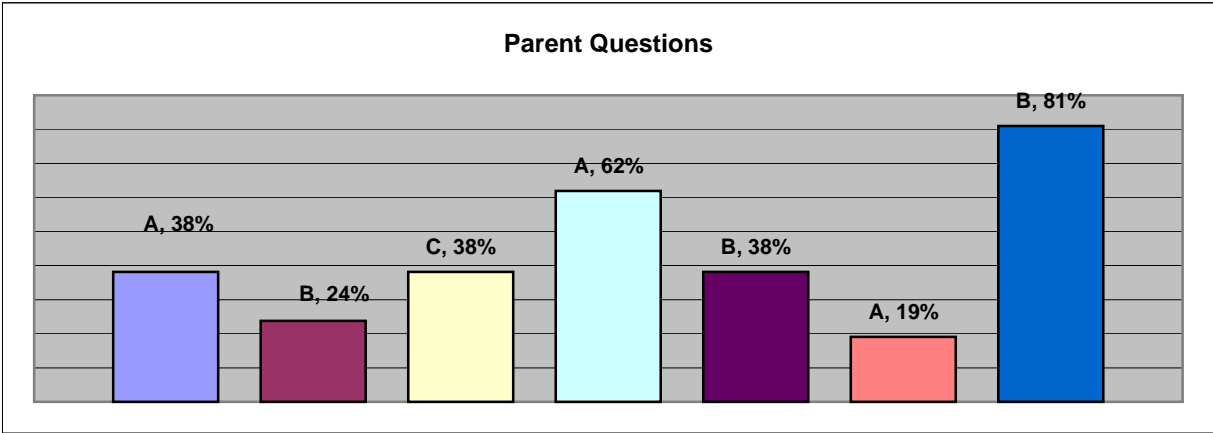
## Sample 2 (Middle School)



Teacher	37	
1) Did your principal observe you teaching at any time in the last seven school days?	Yes	No
	70%	30%
2) Did you receive any kind of instructional/curricular feedback form your principal in the last seven school days?	Yes	No
	70%	30%
3) Did you discuss a lesson with your principal at any time in the last seven school days?	Yes	No
	38%	62%
4) Has your principal assisted with a lesson, planning, delivery, or analysis in the last seven school days?	Yes	No
	32%	68%

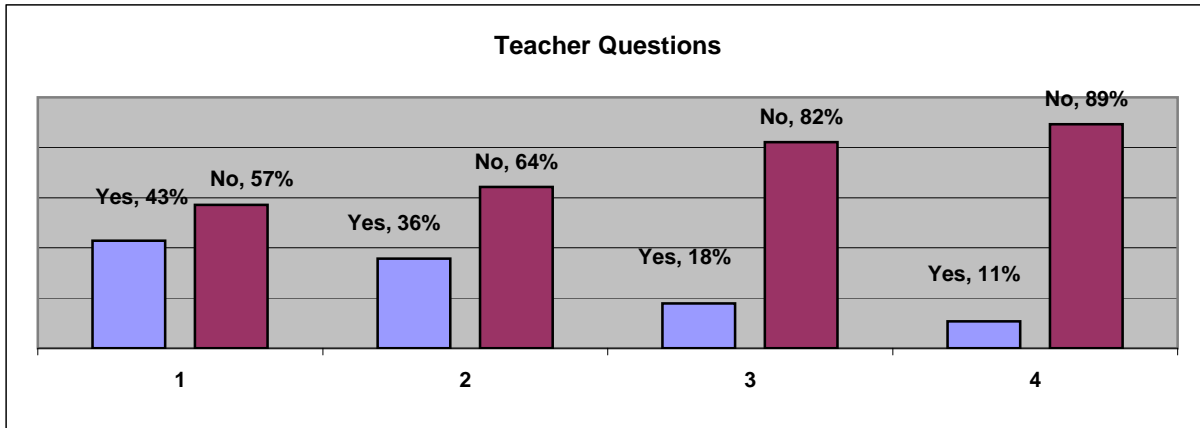


Student	22		
1) What do you consider the main role of the principal?	A (Instruction/Learning)	B (Discipline/Student Safety)	C (Other)
	32%	50%	18%
2) Have you ever had a conversaton with your principal?	Yes	No	
	50%	50%	

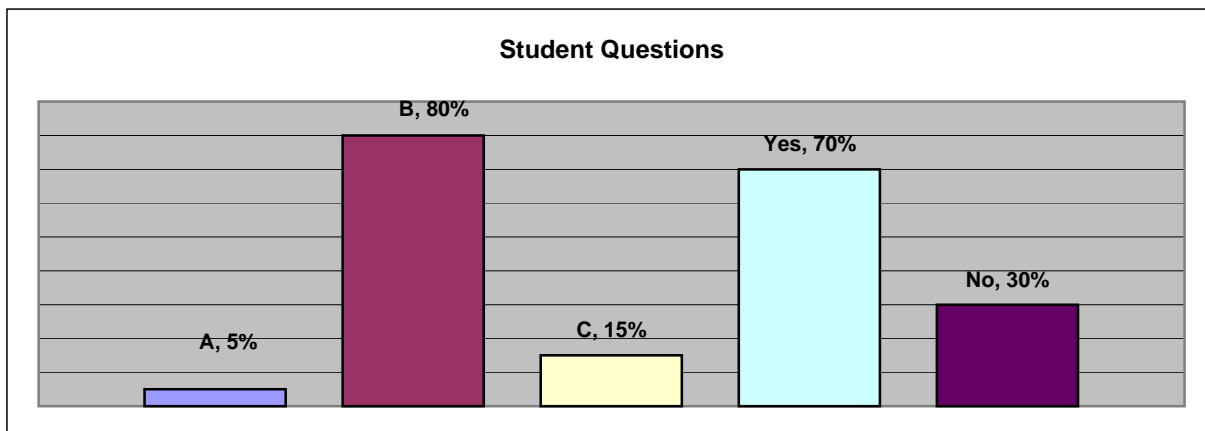


Parent	21		
	A (Instruction/Learning)	B (Discipline/Student Safety)	C (Other)
1) What do you consider the main job of the principal?	38%	24%	38%
2) Have you ever had a discussion with your principal?	<b>Yes</b>	<b>No</b>	
	62%	38%	
3) Are you familiar with the SAM model used at your school?	<b>Yes</b>	<b>No</b>	
	19%	81%	

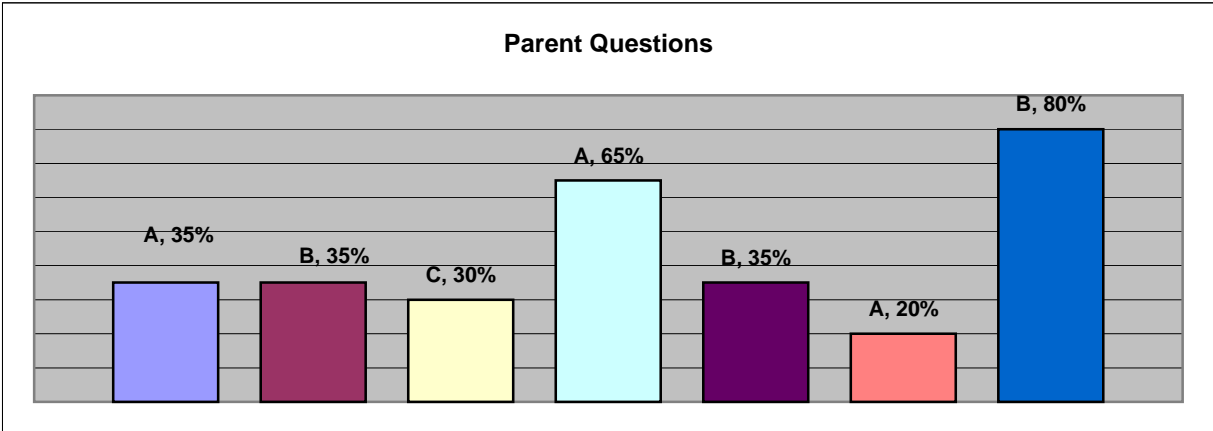
## Sample 3 (High School)



Teacher	28	
1) Did your principal observe you teaching at any time in the last seven school days?	Yes	No
	43%	57%
2) Did you receive any kind of instructional/curricular feedback form your principal in the last seven school days?	Yes	No
	36%	64%
3) Did you discuss a lesson with your principal at any time in the last seven school days?	Yes	No
	18%	82%
4) Has your principal assisted with a lesson, planning, delivery, or analysis in the last seven school days?	Yes	No
	11%	89%



Student	20		
	A (Instruction/Learning)	B (Discipline/Student Safety)	C (Other)
1) What do you consider the main role of the principal?	5%	80%	15%
2) Have you ever had a conversaton with your principal?	Yes	No	
	70%	30%	



Parent	20		
	A (Instruction/Learning)	B (Discipline/Student Safety)	C (Other)
1) What do you consider the main job of the principal?	35%	35%	30%
2) Have you ever had a discussion with your principal?	<b>Yes</b>	<b>No</b>	
	65%	35%	
3) Are you familiar with the SAM model used at your school?	<b>Yes</b>	<b>No</b>	
	20%	80%	